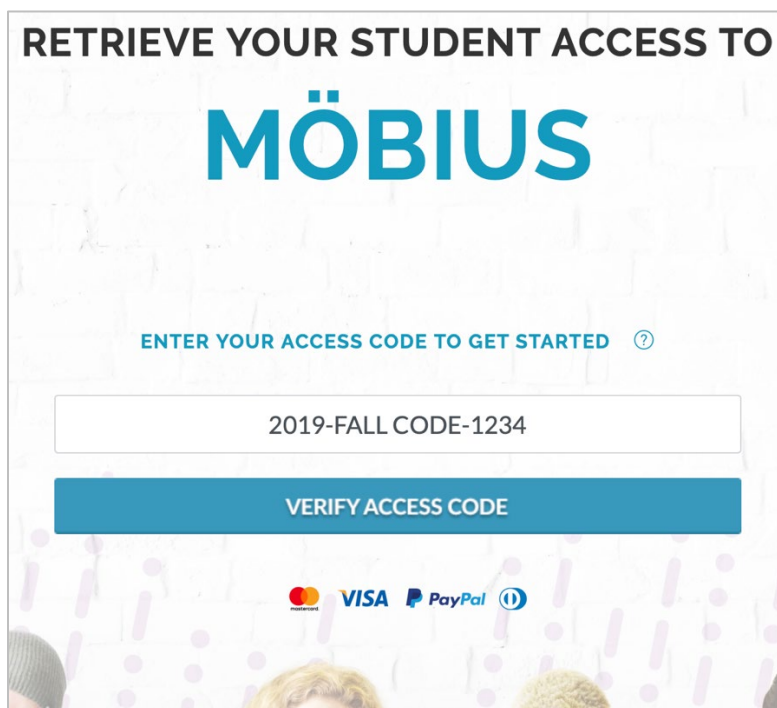


## First Day of Class Registration for SAGE amp

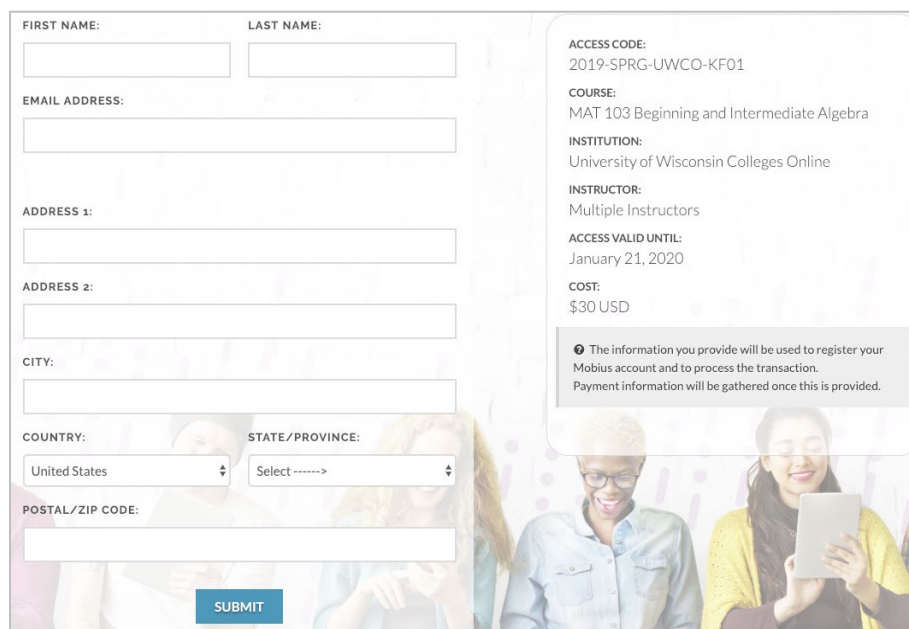
I am NOT accessing my SAGE amp course through an LMS.  
I need to create a new SAGE amp account.

**GETTING STARTED: To get started in SAGE amp, you will need the following:**

- SAGE amp course registration link provided by your instructor OR go to [www.sagepub.com/amp](http://www.sagepub.com/amp) and click on "Register".
  - Your school email address
  - Course access code (provided by your instructor)
  - SAGE amp redemption code
  - Or a credit card to buy online
1. Go to the registration link from your instructor OR visit [www.sagepub.com/amp](http://www.sagepub.com/amp) and click "Register". Note that **SAGE amp, powered by Möbius, is a courseware system built in partnership with DigitalEd.** You will register for your course through DigitalEd's registration in the following steps.
  2. Enter in the course access code provided by your instructor and click "Verify Access Code".

A screenshot of the Möbius registration interface. At the top, it says "RETRIEVE YOUR STUDENT ACCESS TO" in bold black text, followed by "MÖBIUS" in large blue letters. Below this is a prompt "ENTER YOUR ACCESS CODE TO GET STARTED" with a question mark icon. A text input field contains the code "2019-FALL CODE-1234". Below the field is a blue button labeled "VERIFY ACCESS CODE". At the bottom, there are logos for Mastercard, VISA, PayPal, and a circular icon with an 'i'. The background features a pattern of purple dots and vertical lines, with the tops of several people's heads visible at the very bottom.

3. Fill in your information. **Please verify that the course details on the right side is correct.** Click “Submit” at the bottom of the form when done.



The registration form is divided into two main sections. The left section contains input fields for personal information: FIRST NAME, LAST NAME, EMAIL ADDRESS, ADDRESS 1, ADDRESS 2, CITY, COUNTRY (a dropdown menu currently showing 'United States'), STATE/PROVINCE (a dropdown menu currently showing 'Select ----->'), and POSTAL/ZIP CODE. A blue 'SUBMIT' button is located at the bottom of this section. The right section displays course details: ACCESS CODE (2019-SPRG-UWCO-KF01), COURSE (MAT 103 Beginning and Intermediate Algebra), INSTITUTION (University of Wisconsin Colleges Online), INSTRUCTOR (Multiple Instructors), ACCESS VALID UNTIL (January 21, 2020), and COST (\$30 USD). Below these details is a small grey box with a warning icon and text: 'The information you provide will be used to register your Mobius account and to process the transaction. Payment information will be gathered once this is provided.' The background of the form features a faint image of three diverse students smiling and looking at a tablet.

FIRST NAME:	LAST NAME:
<input type="text"/>	<input type="text"/>
EMAIL ADDRESS:	
<input type="text"/>	
ADDRESS 1:	
<input type="text"/>	
ADDRESS 2:	
<input type="text"/>	
CITY:	
<input type="text"/>	
COUNTRY:	STATE/PROVINCE:
<input type="text" value="United States"/>	<input type="text" value="Select -----&gt;"/>
POSTAL/ZIP CODE:	
<input type="text"/>	

**ACCESS CODE:**  
2019-SPRG-UWCO-KF01

**COURSE:**  
MAT 103 Beginning and Intermediate Algebra

**INSTITUTION:**  
University of Wisconsin Colleges Online

**INSTRUCTOR:**  
Multiple Instructors

**ACCESS VALID UNTIL:**  
January 21, 2020

**COST:**  
\$30 USD

ⓘ The information you provide will be used to register your Mobius account and to process the transaction. Payment information will be gathered once this is provided.

**SUBMIT**

4. Choose your preferred Payment option and follow the on-screen instructions. If you want to begin a temporary trial access, you will see a third option to do so on this screen. **If you select to start a temporary trial access, should you decide to purchase after the grace period, you can proceed with purchasing through the confirmation email you will receive after registration is complete.**

### PAYMENT:

---

☐ PAYPAL/CREDIT CARD

☐ REDEMPTION CODE ?

**NAME:**  
Peter Parker

**EMAIL ADDRESS:**  
pparker@mobiusu.edu

**ADDRESS:**  
70 Ingram Street  
Kitchener, Ontario  
Canada N2G 1K4

**ACCESS CODE:**  
2019-SPRG-UWCO-KF01

**COURSE:**  
MAT 103 Beginning and Intermediate Algebra

**INSTITUTION:**  
University of Wisconsin Colleges Online


**INSTRUCTOR:**  
Multiple Instructors

**ACCESS VALID UNTIL:**  
January 21, 2020

**COST:**  
\$30 USD

**TOTAL:**  
\$ USD

- Once payment or redemption is complete, you will see a “*Transaction Complete*” window that contains your SAGE amp server information and Transaction ID. **Please write down the Mobius Access URL and the Transaction ID in a safe place before leaving this page.**



[PRODUCTS](#)
[PRICING](#)
[RESOURCES](#)
[SUPPORT](#)
[STORE](#)
[CONTACT](#)

## PAYMENT

### Transaction Complete

Congratulations! Your Möbius registration is complete and you are ready to get started. A summary of these details has also been sent to your e-mail address.

**Please write the following down in a safe place before leaving this screen.**

**MÖBIUS ACCESS:**

**TRANSACTION ID:**

**NAME:**  
Test Student42

**EMAIL ADDRESS:**  
teststudent42@digitaled.com

**ADDRESS:**  
My Address  
My City, Alabama  
United States 123345

**COURSE:**  
Test Webstore 1

**INSTITUTION:**  
DigitalEd

**INSTRUCTOR:**  
Professor 1

**ACCESS VALID UNTIL:**  
December 31, 2018

**COST:**  
\$24.99 USD

**TOTAL:**  
\$24.99 USD



6. Go to the Mobius Access URL. **Bookmark this login page in your browser.** Enter your Username and Password.

SAGE amp

mobius COURSEWARE

Home / Login

# SAGE Publishing

User login

Password

Log in

[Forgot your password?](#)

7. Update the “User Details” page with your personal information and click “Submit”.

Help | Sample Username (Student) | Logout

mobius COURSEWARE

Home / Administer Users

- System Role

System Role

Student

- User Details

Your profile information needs to be validated before continuing.

First Name

Last Name

Display Name

Student ID

Email

User Login

Submit Cancel



8. You can now use SAGE amp, powered by Mobius, as a student for your course. You can login directly using your User Login and Password.

❖ NEED MORE TIME TO DECIDE?

“Trial Access” allows you to register in SAGE amp without purchasing a redemption code to receive full access typically for two weeks.

To receive Trial Access, select “*Trial Access*” on the Payment screen. Once your trial access expires, you will be required to make a purchase decision.

❖ PURCHASING AFTER A TRIAL ACCESS?

Students should receive a confirmation email after registration. There is a URL link in this email that will direct them to purchase.



#### Quick Tips:

- **Having trouble logging in?** If you are not accessing SAGE amp through an LMS and you need to reset your password, click “Forgot your password?” from the SAGE amp log in page. After entering the email address you used during registration, you will receive directions for how you can reset your password.
- **Getting started with SAGE amp:** From your class homepage access “Introductory Materials & Getting Started”. This introductory chapter aims to help you get started with your SAGE amp course where you will be taken through the platform’s basic navigation and asked to complete sample assignments that you will encounter in your course.
- **Need more help?**
  - Please visit <https://study.sagepub.com/products/techsupport/sage-amp> for additional technical support with SAGE amp or contact us at 1-800-818-7243 x7080.