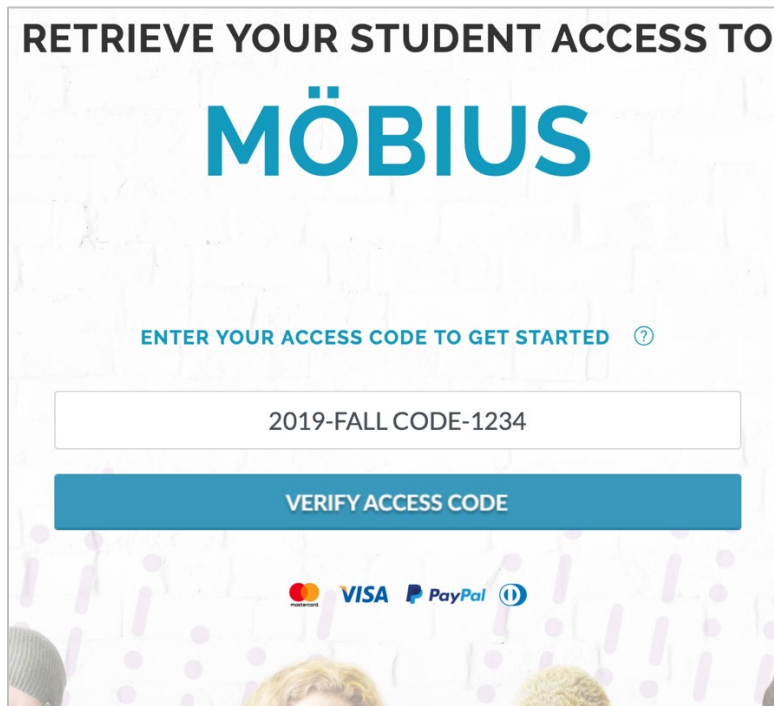


## First Day of Class Registration for SAGE amp

I am NOT accessing my SAGE amp course through an LMS.  
I need to create a new SAGE amp account.

**GETTING STARTED: To get started in SAGE amp, you will need the following:**

- SAGE amp course registration link provided by your instructor OR go to [www.sagepub.com/amp](http://www.sagepub.com/amp) and click on “Register”.
  - Your school email address
  - Course access code (provided by your instructor)
  - SAGE amp redemption code
  - Or a credit card to buy online
1. Go to the registration link from your instructor OR visit [www.sagepub.com/amp](http://www.sagepub.com/amp) and click “Register”. Note that **SAGE amp, powered by Möbius, is a courseware system built in partnership with DigitalEd.** You will register for your course though DigitalEd’s registration in the following steps.
  2. Enter in the course access code provided by your instructor and click “Verify Access Code”.

A screenshot of a web page for Möbius. The page has a white background with a faint pattern of purple and blue dots and lines. At the top, it says "RETRIEVE YOUR STUDENT ACCESS TO" in black, followed by "MÖBIUS" in large blue letters. Below that, it says "ENTER YOUR ACCESS CODE TO GET STARTED" in blue with a question mark icon. There is a white input field containing the text "2019-FALL CODE-1234". Below the input field is a blue button with the text "VERIFY ACCESS CODE". At the bottom, there are logos for Mastercard, VISA, PayPal, and a circular icon with an 'i'.

3. Fill in your information and verify that the course details on the right side is correct. Click "Submit" at the bottom of the form when done.

FIRST NAME:  LAST NAME:

EMAIL ADDRESS:

ADDRESS 1:

ADDRESS 2:

CITY:

COUNTRY:  STATE/PROVINCE:

POSTAL/ZIP CODE:

ACCESS CODE:  
2019-SPRG-UWCO-KF01

COURSE:  
MAT 103 Beginning and Intermediate Algebra

INSTITUTION:  
University of Wisconsin Colleges Online

INSTRUCTOR:  
Multiple Instructors

ACCESS VALID UNTIL:  
January 21, 2020

COST:  
\$30 USD

The information you provide will be used to register your Mobius account and to process the transaction. Payment information will be gathered once this is provided.

4. Choose your preferred Payment option and follow the on-screen instructions.

**PAYMENT:**

PAYPAL/CREDIT CARD

REDEMPTION CODE

NAME: Peter Parker [\[Edit\]](#)

EMAIL ADDRESS: pparker@mobiusu.edu

ADDRESS:  
70 Ingram Street  
Kitchener, Ontario  
Canada N2G 1K4

ACCESS CODE:  
2019-SPRG-UWCO-KF01

COURSE:  
MAT 103 Beginning and Intermediate Algebra

INSTITUTION:  
University of Wisconsin Colleges Online

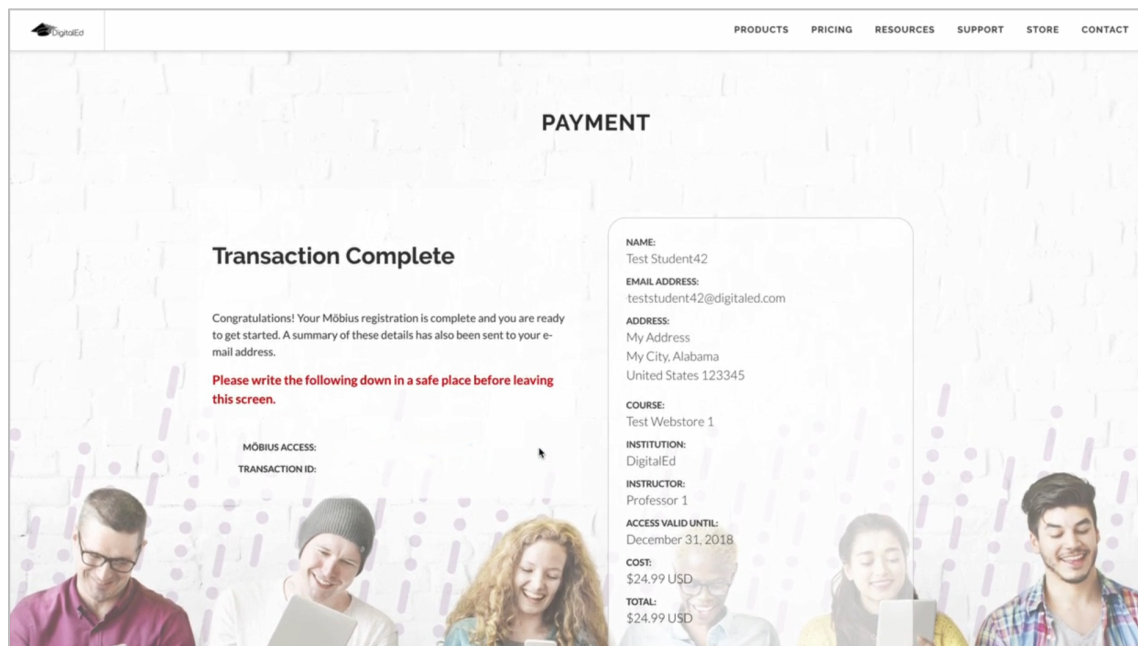
INSTRUCTOR:  
Multiple Instructors

ACCESS VALID UNTIL:  
January 21, 2020

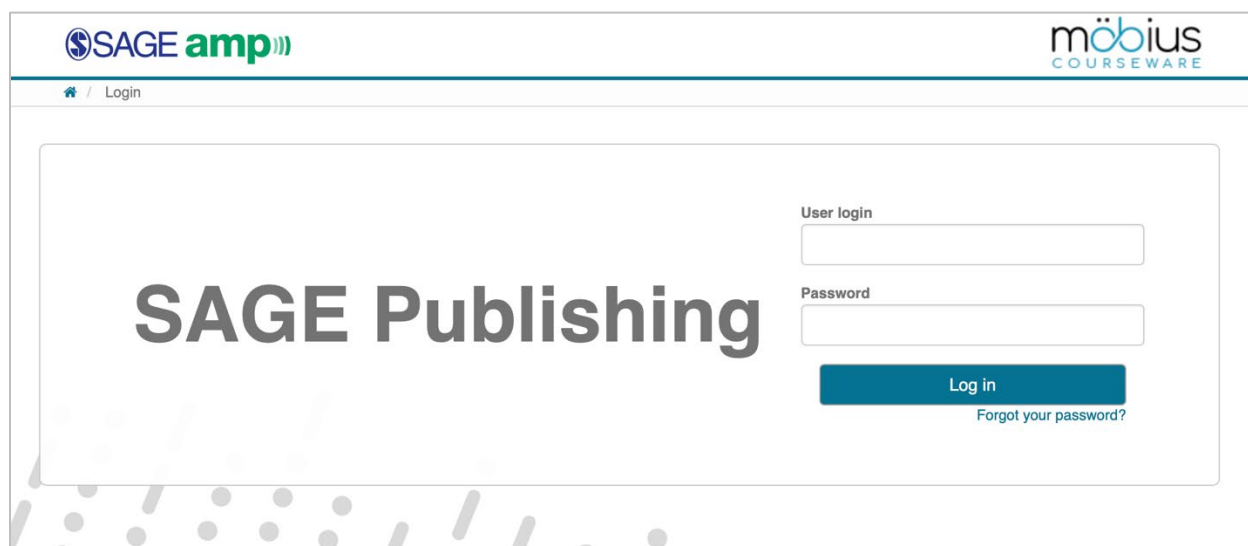
COST:  
\$30 USD

TOTAL:  
\$ USD

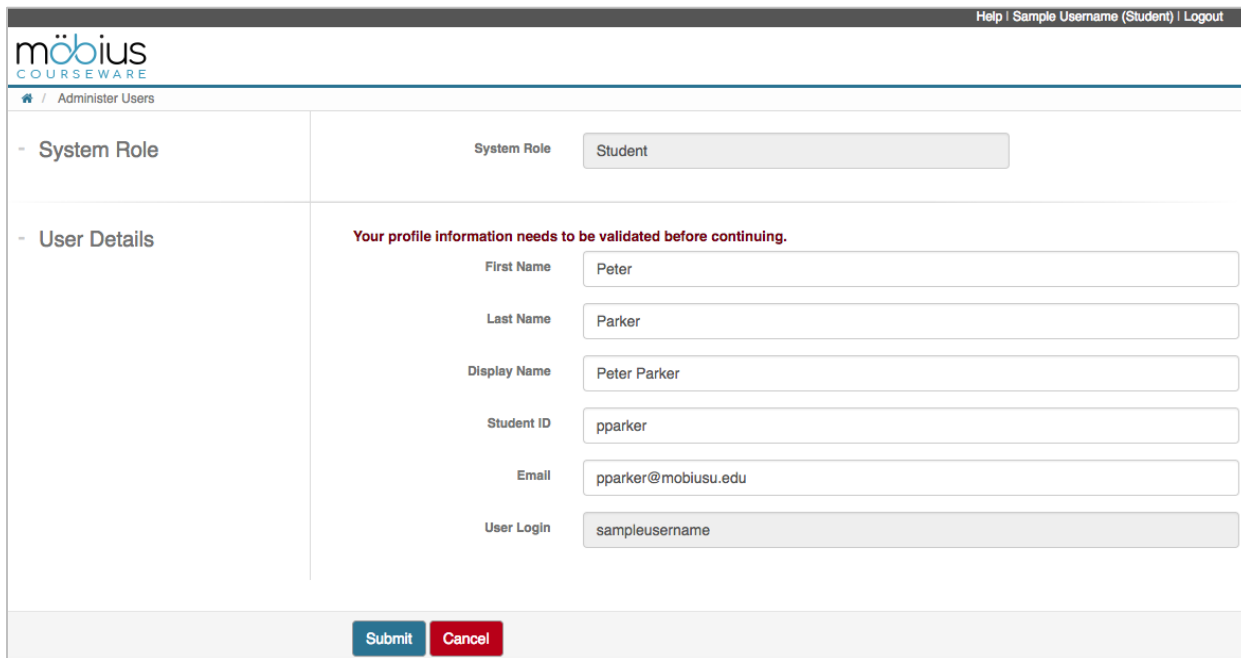
5. Once payment or redemption is complete, you will see a “*Transaction Complete*” window that contains your SAGE amp server information and Transaction ID. **Please write down the Mobius Access URL and the Transaction ID in a safe place before leaving this page.**



6. Go to the Mobius Access URL. **Bookmark this login page in your browser.** Enter your Username and Password.



7. Update the “User Details” page with your personal information and click “Submit”.



Help | Sample Username (Student) | Logout

möbius  
COURSEWARE

Administer Users

- System Role

System Role Student

- User Details

Your profile information needs to be validated before continuing.

First Name Peter

Last Name Parker

Display Name Peter Parker

Student ID pparker

Email pparker@mobiusu.edu

User Login sampleusername

Submit Cancel

8. You can now use SAGE amp, powered by Mobius, as a student for your course. You can login directly using your User Login and Password.

❖ NEED TRIAL ACCESS?

“Trial Access” allows you to register in SAGE amp without purchasing a redemption code to receive full access for two weeks.

To receive Trial Access, select “Trial Access” on the Payment screen. Once your trial access expires, you will be required to make a purchase decision.

**Quick Tips:**

- **Having trouble logging in?** If you are not accessing SAGE amp through an LMS and you need to reset your password, click “Forgot your password?” from the SAGE amp log in page. After entering the email address you used during registration, you will receive directions for how you can reset your password.
- **Getting started with SAGE amp:** From your class homepage access “Introductory Materials & Getting Started”. This introductory chapter aims to help you get started with your SAGE amp



course where you will be taken through the platform's basic navigation and asked to complete sample assignments that you will encounter in your course.

- **Need more help?**
  - Please visit <https://study.sagepub.com/products/techsupport/sage-amp> for additional technical support with SAGE amp or contact us at 1-800-818-7243 x7080.